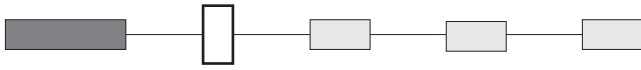




SR series

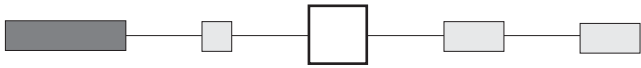
Washable rocker and paddle switches

CONTACT MATERIALS

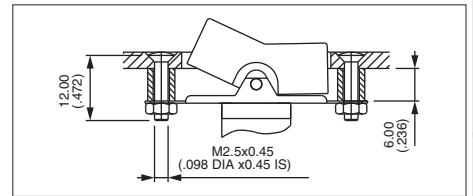


- 0 Brass, gold plated
- 1 Silver
- 2 Silver, gold plated
- 5 Special contact, lower rating, minimum quantity : consult factory.

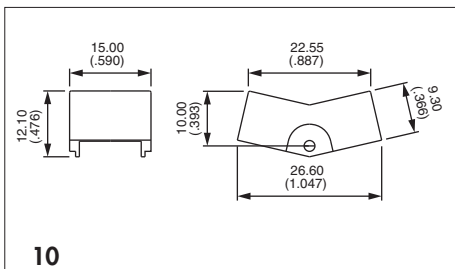
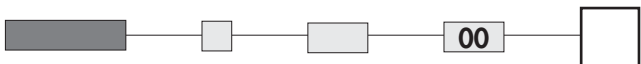
MOUNTING PLATE



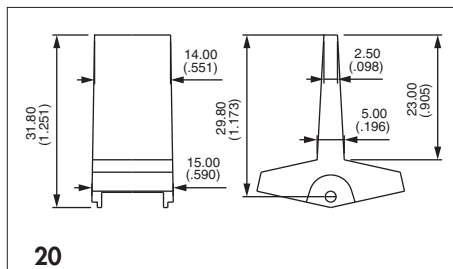
- 00 Standard mounting plate
- 01 Standard mounting plate + mounting accessories (spacers, screws and nuts)



ACTUATORS



10
Rocker



20
Paddle

| Actuator colours | |
|-----------------------|-----------|
| Replace "0" by number | |
| 1 | blue |
| 1/4 | dark blue |
| 2 | black |
| 3 | green |
| 4 | grey |
| 5 | yellow |
| 6 | red |
| 7 | ivory |
| 7/1 | white |
| 9 | orange |

AS series

Snap-in rocker switches

Distinctive features and specifications

- Double insulation
- Epoxy sealed terminals
- UL and CSA approved

ELECTRICAL AND GENERAL SPECIFICATIONS

- Max. current/voltage rating with resistive load :
 - silver contacts (code 1) and gold plated silver contacts (code 2) : 2A 250VAC - 4A 125VAC
 - gold plated brass contacts (code 0) : 0,4VA 20V AC or DC
- Initial contact resistance : 10 mΩ max.
- Insulation resistance : 10.000 MΩ min.
- Dielectric strength :
 - 1.000 Vrms 50 Hz min. between terminals
 - 4.000 Vrms 50 Hz min. between terminals and metal panel
- Electrical life : 50.000 cycles
- Panel thickness : 1 (.039) to 3 mm (.118) max.
- Operating temperature : -40°C to +85°C

MATERIALS

- Case : PES
- Actuator : polyamide
- Contacts
 - 0 : brass, gold plated
 - 1 : silver
 - 2 : silver, gold plated
 - 5 : special contact, lower rating
- Minimum quantity : consult factory.
- Terminal seal : epoxy

APPROVALS



Availability : consult factory for details or approved models.

Marking : to order switches marked with above approvals, complete last box of ordering format.

ABOUT THIS SERIES

Dimensions : first dimensions are in mm while inches are shown as bracketted numbers.

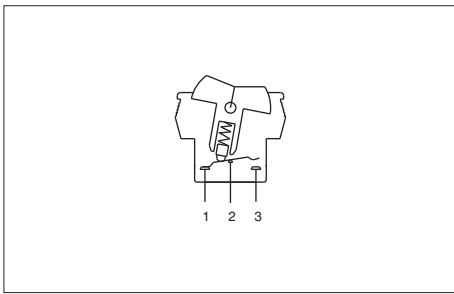


Packaging unit : 50 pieces.

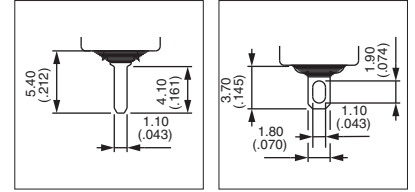


AS series

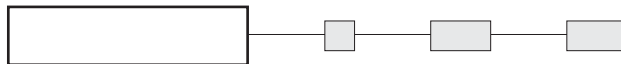
Snap-in rocker switches



- Black body
- Single pole configuration



MODEL STRUCTURE

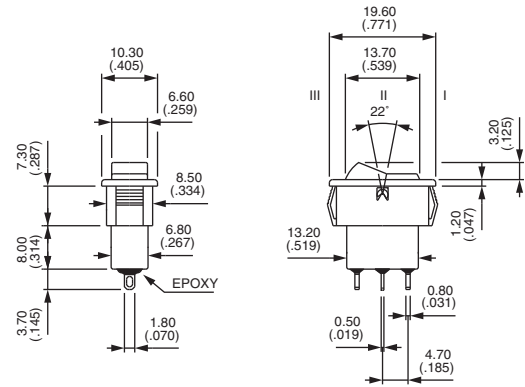


Solder lug terminals



AS36S0
AS39S0
AS37S0
AS38S0
AS32S0

| III | II | I |
|-----|-----|-----|
| ON | - | ON |
| ON | OFF | ON |
| MOM | OFF | MOM |
| ON | OFF | MOM |
| ON | - | MOM |

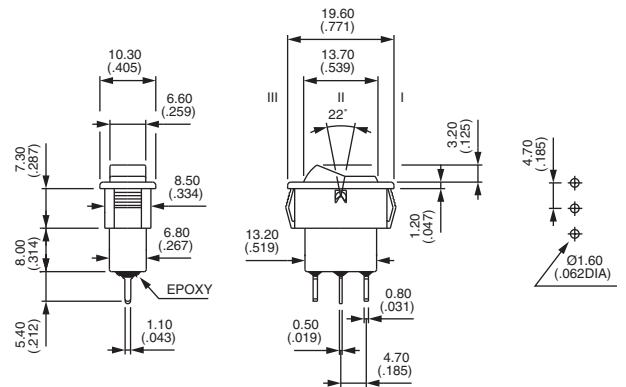


Straight PC terminals

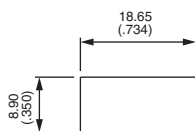


AS36P0
AS39P0
AS37P0
AS38P0
AS32P0

| III | II | I |
|-----|-----|-----|
| ON | - | ON |
| ON | OFF | ON |
| MOM | OFF | MOM |
| ON | OFF | MOM |
| ON | - | MOM |



PANEL CUT-OUT



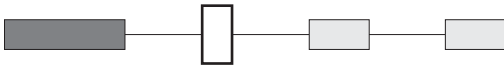
AS series

Snap-in rocker switches

OPTIONS

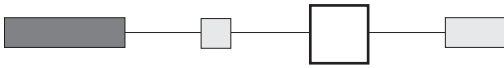


CONTACT MATERIALS



- 0 Brass, gold plated
- 1 Silver
- 2 Silver, gold plated
- 5 Special contact, lower rating
Minimum quantity. Consult factory

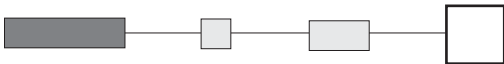
ACTUATORS



- 00 Black
- 01 Red
- 02 Grey
- 03 Blue
- 04 Ivory
- 07 White
- 09 Dark blue

For marking on actuator, consult factory.

OTHER OPTIONS



- 10 With **UL-CSA** marking
- 20 10 mm (.393) long straight PC terminals

