


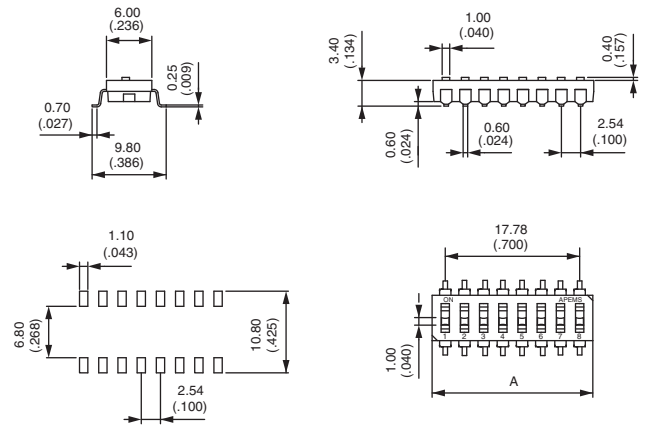
New!



- Overall height from PCB : 3,80 mm (.149)
- End stackable
- Raised actuator
- Even and odd pole numbers
- Self-cleaning wiping contacts
- Gold plated terminals
- Process compatible - withstand IR reflow soldering
(see Technical Information, Surface Mount, end of catalogue)

Models with recessed actuator and tape available on request.

Tape & reel	IC tubes	No pos.	Dimension "A"	Qty/tube
IKE0104101	IKE0103101	1	2,44 (.096)	194
IKE0204101	IKE0203101	2	4,98 (.196)	95
IKE0304101	IKE0303101	3	7,52 (.296)	63
IKE0404101	IKE0403101	4	10,06 (.316)	47
IKE0504101	IKE0503101	5	12,60 (.496)	38
IKE0604101	IKE0603101	6	15,14 (.596)	31
IKE0704101	IKE0703101	7	17,68 (.696)	27
IKE0804101	IKE0803101	8	20,22 (.796)	23
IKE0904101	IKE0903101	9	22,76 (.896)	21
IKE1004101	IKE1003101	10	25,30 (.996)	18
IKE1204101	IKE1203101	12	30,38 (1,196)	12



Supplied with all poles in "OFF" position.

SPECIFICATIONS

- Max. current/voltage rating : 25mA 24VDC
- Initial contact resistance : 50 mΩ max.
- Insulation resistance : 100 MΩ min. at 500VDC
- Dielectric strength : 500 VAC min.
- Electrical life : 2.000 cycles
- Travel : 1 mm (.039)
- Operating temperature : -20°C to +85°C
- Storage temperature : -40°C to +85°C

MATERIALS

- Case and actuator : UL94-V0 thermoplastic
- Moving contact : copper, gold plated
- Terminals : gold plated

Antistatic packaging - standard packaging units


- Reels of 900 pieces
Tape meeting international standard IEC, publication 286-3 (EIA481A).
- IC tubes : see above chart for quantities.

Dimensions : first dimensions are in mm while inches are shown as bracketted numbers.

IKE series

Through-hole DIP switches

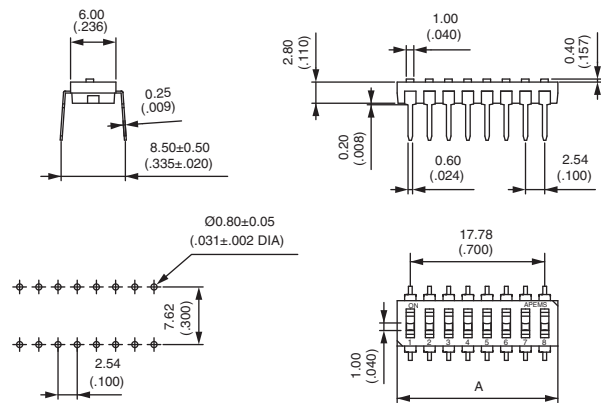
New!



- Overall height from PCB : 3,40 mm (.133)
- End stackable
- Raised actuator
- Even and odd pole numbers
- Self-cleaning wiping contacts
- Gold plated terminals
- Wave solderable

Models with recessed actuator and tape available on request.

Model No	No pos.	Dimension "A"	Qty/tube
IKE0100101	1	2,44 (.096)	194
IKE0200101	2	4,98 (.196)	95
IKE0300101	3	7,52 (.296)	63
IKE0400101	4	10,06 (.316)	47
IKE0500101	5	12,60 (.496)	38
IKE0600101	6	15,14 (.596)	31
IKE0700101	7	17,68 (.696)	27
IKE0800101	8	20,22 (.796)	23
IKE0900101	9	22,76 (.896)	21
IKE1000101	10	25,30 (.996)	18
IKE1200101	12	30,38 (1,196)	12



Supplied with all poles in "OFF" position.

SPECIFICATIONS

- Max. current/voltage rating : 25mA 24VDC
- Initial contact resistance : 50 mΩ max.
- Insulation resistance : 100 MΩ min. at 500VDC
- Dielectric strength : 500 VAC min.
- Electrical life : 2.000 cycles
- Travel : 1 mm (.039)
- Operating temperature : -20°C to +85°C
- Storage temperature : -40°C to +85°C

MATERIALS

- Case and actuator : UL94-V0 thermoplastic
- Moving contact : copper, gold plated
- Terminals : gold plated

Antistatic packaging - standard packaging units

- IC tubes : see above chart for quantities.

Dimensions : first dimensions are in mm while inches are shown as bracketted numbers.